KP10S SERIES

Features

- Simple installation, plug-in port or thread-in fitting
- Compact size : 26*10*10.4mm
- Setting pressure range :
  Analog : Micro pressure S1 (0 ~ 10 kPa)
  Micro pressure S2 (0 ~ 5 kPa)

■ SPECIFICATIONS

TYPE	Analog	
MODEL	KP10S1	KP10S2
10 kPa 5 kPa 0		
Setting pressure range	0 ~ 10 kPa	0 ~ 5 kPa
Withstand pressure	20 kPa	
Fluid	Filtered air, Non-corrosive/Non-flammable gas	

■ FEATURES HIGHLIGHT

1 Simple installation

Plug-in port for push-to-connect fittings



2 Compact size

Extremely compact size 26(L)x10(W)x10.4(H)mm
to fit the most confined areas

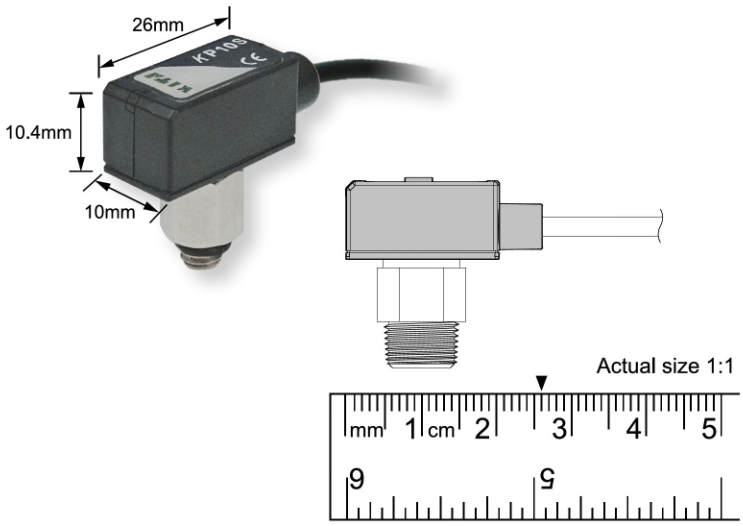

RoHS

■ SPECIFICATIONS

TYPE	KP10S1	KP10S2
10 kPa 5 kPa 0		
Setting pressure range	0 ~ 10 kPa	0 ~ 5 kPa
Withstand pressure	20 kPa	
Fluid	Filtered air, Non-corrosive/Non-flammable gas	
Power supply voltage	12 to 24V DC (5% ripple voltage)	
Load current	15mA max	
Analog output	1~5 V ±1% F. S. / Linearity ±0.5% F. S.	1~5 V ±1.5% F. S. / Linearity ±1% F. S.
Enclosure	IP 40	
Temperature characteristic	±3% F.S. (Range of 0~50°C)	
Ambient temp. range	Operation: 0 ~ 50°C (32 ~ 122°F) Storage: -20 ~ 70°C (-4 ~ 158°F) (No condensation or freezing)	
Ambient humidity range	Operation/Storage: 35 ~ 85% RH (No condensation)	
Vibration	Total amplitude 1.5mm or 10G, 10Hz-55Hz-10Hz scan for 1 minute, two hours each direction of X, Y and Z	
Shock	980m/s² (100G), 3 times each in direction of X, Y and Z	
Piping method	Ø 4 mm; Ø 6 mm; R1/8", M5; NPT1/8", M5; G1/8"(BSPP), M5; M5*0.8	
Lead wire	Oil-resistance cable, 3 wires (0.18mm²), Ø 2.6mm	
Weight	Approx. 50g (with 3 meter lead wire)	

■ CIRCUIT WIRING DIAGRAMS

KP10□ - 01 - □ - □
Analog Output (1~5V)

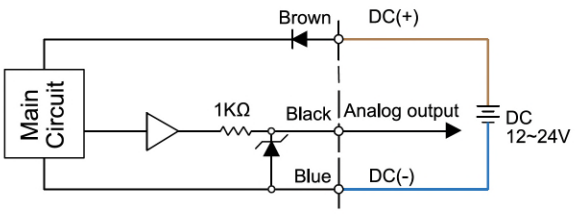

■ OUTPUT TYPE

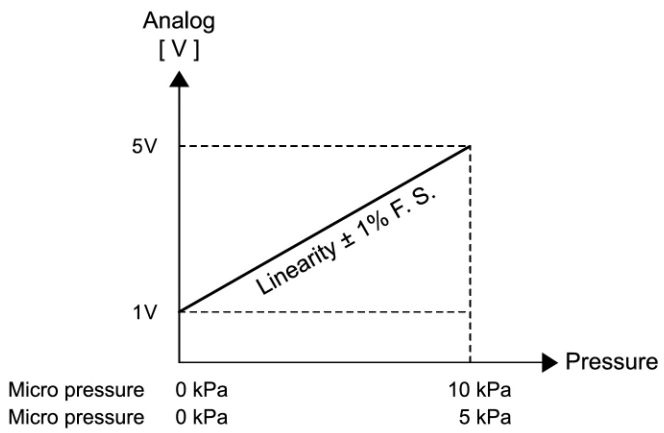

KP10S SERIES

■ ORDERING INFORMATION

K P 1 0 S 1 - 0 1 - [ ] - [ ]

Pressure Range

S1 : Micro pressure (0 ~ 10 kPa)
S2 : Micro pressure (0 ~ 5 kPa)

Output Specification

01 : Analog output (1~5V)

Pressure Port

R4 : ø 4mm Tube
R6 : ø 6mm Tube
F1 : R1/8", M5
F2 : NPT1/8", M5
F3 : G1/8"(BSPP), M5
M5 : M5*0.8

Cable Length / Connector

Blank : With 3 meter cable
C : With M8 3Pin male connector

Optional Part

M8 3Pin female connector

■ M83R-W0114-2M

Optional Part

M83R-W0114-2M : With M8 3Pin female connector

Pressure Port	R4	R6	F1 / F2 / F3	M5
Appearance	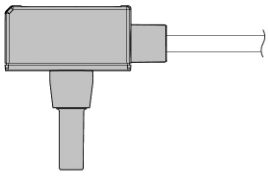	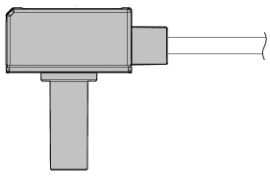	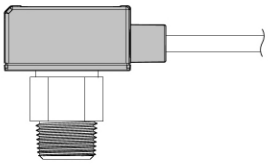	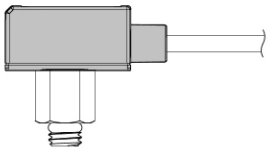
Port size	R4 : Ø 4mm	R6 : Ø 6mm	F1 : R1/8", M5 F2 : NPT1/8", M5 F3 : G1/8"(BSPP), M5	M5 : M5*0.8

RoHS

■ DIMENSIONS

KP10□ - 01 - □ - C

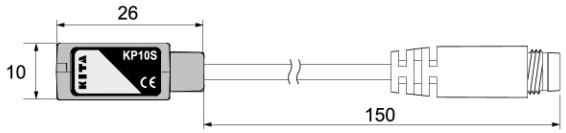

QD PINOUT

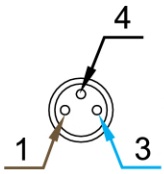

(1) Brown(+)
(3) Blue (-)
(4) Black (Analog out)

KP10□ - 01 - F1, F2, F3

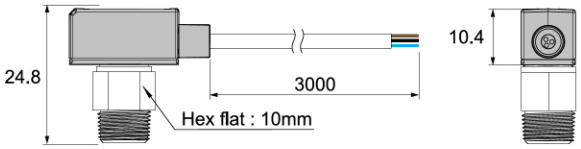

KP10□ - 01 - R6

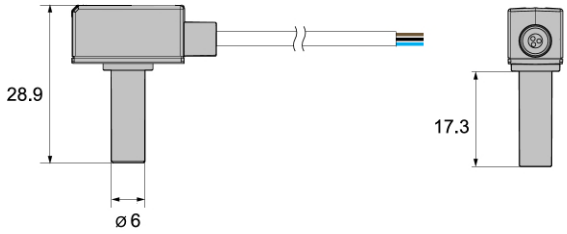

KP10□ - 01 - M5

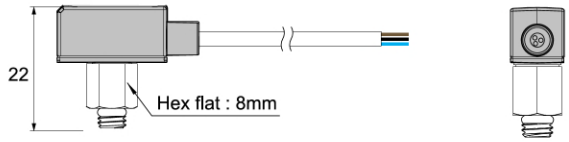

KP10□ - 01 - R4

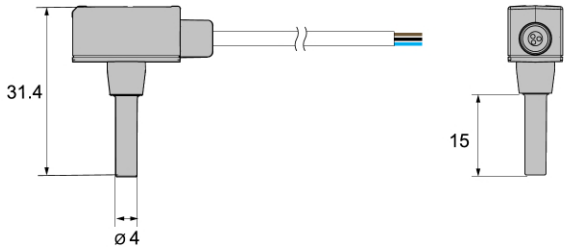

■ OPTIONAL PART DIMENSIONS

M8 Female Connector model : M83R-W0114-2M

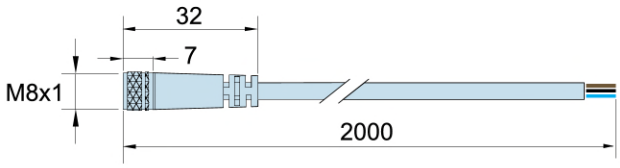

Unit:mm